

# Korimako Script Form

## Folding Frame Day Wheelchair

90055



**To Order** Fill in the frame dimensions and features required. For variations describe in detail on a separate page. If you have any further questions contact us at the address at the bottom of the page.

**SEND FORM**  
If online, click here to send via e-mail

Date \_\_\_\_\_

Delivery details \_\_\_\_\_

Name \_\_\_\_\_

Address \_\_\_\_\_

Therapist details \_\_\_\_\_

Phone \_\_\_\_\_

Fax / Cell \_\_\_\_\_

Required by \_\_\_\_\_

Email \_\_\_\_\_

**TRIAL CHAIR REF:** \_\_\_\_\_

Disability \_\_\_\_\_ Weight \_\_\_\_\_ Height \_\_\_\_\_ Shoe Size \_\_\_\_\_ T-Shirt Size \_\_\_\_\_

**MEASUREMENTS** (Refer to diagram)

**Frame Materials**

Aluminium (std)  Titanium **90055T**

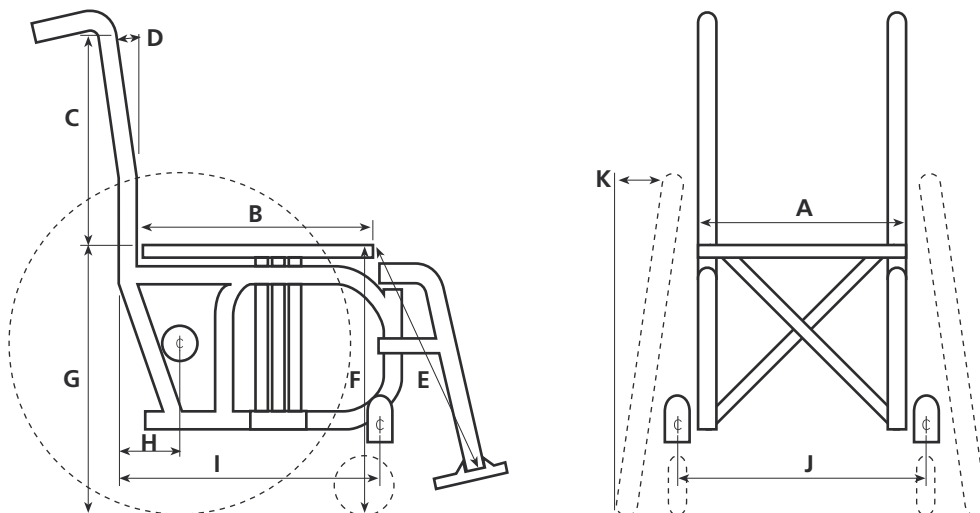
**A** Seat width \_\_\_\_\_ **C** Back height \_\_\_\_\_ **F** Seat to floor - front \_\_\_\_\_ **I** Pivot position \_\_\_\_\_

**B** Seat depth \_\_\_\_\_ **D** Back angle (0° or 5°) \_\_\_\_\_ **G** Seat to floor - rear \_\_\_\_\_ **J** Pivot centres \_\_\_\_\_

**E** Seat to footplate \_\_\_\_\_ **H** Balance point \_\_\_\_\_ **K** Camber (0°, 3°, 5°) \_\_\_\_\_

**ADDITIONAL NOTES**

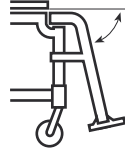
(you can type here)



Name \_\_\_\_\_

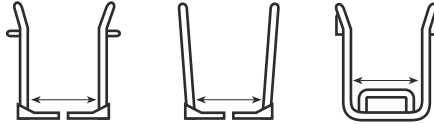
**FOOTREST HANGER ANGLE**

- 70°
- 80°
- 90°

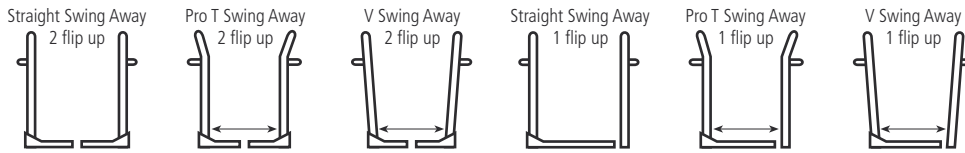


**INTERNAL FOOTPLATE WIDTH**

Internal width for Pro T and V style footplates only

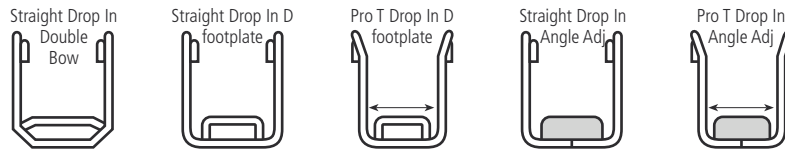


**SWING AWAY FOOTREST**



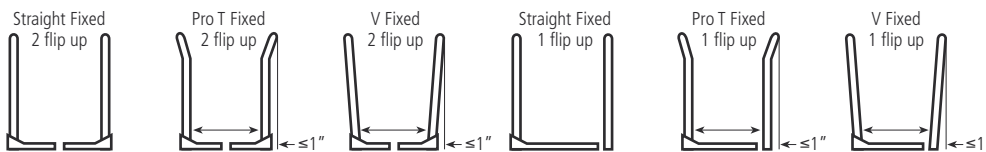
- Straight Hangers
- Pro T Hangers
- V Hangers
- 2 piece flip up plastic footplate (std)
- 2 piece flip up, angle adjustable footplates **AD11521**
- 1 piece flip up, angle adjustable, alloy footplate, opens to the left **AD11450**
- 1 piece flip up, angle adjustable, alloy footplate, opens to the right (pictured) **AD11450**

**DROP IN FOOTREST**



- Straight Hangers
- Pro T Hangers
- Double Bow style footplate (std)
- D style footplate (std)
- Angle adjustable alloy footplate **AD11520**
- ABS on footplate (not angle adjustable) **AD11500**

**FIXED FRONT FOOTREST**



\* Maximum of 1" taper allowed on each side of the "Pro T Fixed" and the "V Fixed" footrests

- Straight Hangers
- Pro T Hangers
- V Hangers
- 2 piece flip up plastic footplate (std)
- 2 piece flip up, angle adjustable alloy footplates **AD11521**
- 1 piece flip up, angle adjustable, alloy footplate, opens to the left **AD11450**
- 1 piece flip up, angle adjustable, alloy footplate, opens to the right (pictured) **AD11450**

**ELEVATING LEG REST** Made for the Swing Away front only

- Left **AD11610**
- Right **AD11610**
- Both **AD11600**

**STUMP SUPPORT** Made for the Fixed and Swing Away fronts only

- Left **AD11650**
- Right **AD11650**
- Both **AD11651**
- Fixed
- Removable

# Korimako Script Form

## Folding Frame Day Wheelchair

Name \_\_\_\_\_

**CASTORS**

- |  |  |  |   |
|--|--|--|---|
| <input type="checkbox"/> Rollerblade (std)         | <input type="checkbox"/> 5" solid (std)            | <input type="checkbox"/> 6" solid (std)            | <input type="checkbox"/> 8" solid AD11760     |
| <input type="checkbox"/> 4" solid (std)            | <input type="checkbox"/> 5" solid alloy AD11740    | <input type="checkbox"/> 6" solid alloy AD11742    | <input type="checkbox"/> 8" pneumatic AD11780 |
| <input type="checkbox"/> 4" x 1.25" alloy AD11710  | <input type="checkbox"/> 5" x 1.5" solid AD11720   | <input type="checkbox"/> 6" x 1.5" solid AD11730   | <input type="checkbox"/> 8" floater AD11761   |
| <input type="checkbox"/> 4" wide soft roll AD11806 | <input type="checkbox"/> 5" x 1.5" alloy AD11740   | <input type="checkbox"/> 6" x 1.5" alloy AD11742   |   |
|  | <input type="checkbox"/> 5" wide soft roll AD11810 | <input type="checkbox"/> 6" wide soft roll AD11820 |   |
|  |  | <input type="checkbox"/> 6" pneumatic AD11750      |   |

**FORKS**

- Ultra light bearing forks (std)     Frog Legs suspension AD11950

**PUSH HANDLES**

- Nil     In back canes (std)     Height adjustable dual clamp AD14120  
 Foldable in back canes AD14160

**BRAKES**

- |  |  |  |   |
|--|--|--|---|
| <input type="checkbox"/> Nil   | <input type="checkbox"/> Pull to lock AD14510          | <input type="checkbox"/> Scissor (std)                 | <input type="checkbox"/> Scissor Lock Composite AD14570 |
| <input type="checkbox"/> Push to lock (std)  | <input type="checkbox"/> Brake extension left AD14550  | <input type="checkbox"/> Ergo Scissor AD14522          | <input type="checkbox"/> D's-Locks AD14600              |
| <input type="checkbox"/> Superlock <small>Push to Lock with Brake Extensions</small> AD14560 | <input type="checkbox"/> Brake extension right AD14550 | <input type="checkbox"/> Ergo Scissor w/spring AD14524 | <input type="checkbox"/> Hill climbers AD14530          |

**ANTI-TIPS**

- Nil     With plastic wheels AD15000     Adjustable anti tips AD15010  
 With rollerblades AD15030

**ARMRESTS**

- Nil     T adjustable height with desk pad armrest AD15260  
 T adjustable height with full length pad armrest AD15261  
 T adjustable height desk pad armrest with ABS skirt guard AD15280  
 T adjustable height full pad armrest with ABS skirt guard AD15281

**UPHOLSTERY**

- |                                      |  |   |  |
|--------------------------------------|--|---|--|
| <input type="checkbox"/> Sling (std) | <input type="checkbox"/> Standard back (std)             | <input type="checkbox"/> No cushion         | <input type="checkbox"/> Bag under chair AD16600           |
|                                      | <input type="checkbox"/> Tension adjustable back AD16010 | <input type="checkbox"/> Cushion 1" AD16201 | <input type="checkbox"/> Bag on back of chair AD16680      |
|                                      |  | <input type="checkbox"/> Cushion 2" AD16202 | <input type="checkbox"/> Bag on right front hanger AD16620 |
|                                      |  | <input type="checkbox"/> Cushion 3" AD16203 | <input type="checkbox"/> Bag on left front hanger AD16620  |
|                                      |  |   | <input type="checkbox"/> Wheel bag AD16780                 |

**SKIRT GUARDS**

- Nil     Fabric skirt guards AD16100     ABS skirt guards drop in AD16110

**STRAPS, IMPACT GUARDS, SEAT BELTS**

- |   |  |  |
|---|--|--|
| <input type="checkbox"/> Leg strap (std)        | <input type="checkbox"/> Fabric footplate cover AD11510      | <input type="checkbox"/> Seat belt - plastic buckle AD16500    |
| <input type="checkbox"/> Heel loop straps (std) | <input type="checkbox"/> Castor pivot covers AD16410         | <input type="checkbox"/> Seat belt - adults car buckle AD16527 |
|   | <input type="checkbox"/> Impact guards front hangers AD16400 |  |

Name \_\_\_\_\_

**WHEELS****24"**

- Spoked Wheels (std)
- Spinergy Day Wheels (18 spoke) **AD13300** (Choose your spoke colour) **Bk R Bl W Y**
- Spinergy LX Wheels (12 spoke) **AD13310** (Choose your spoke colour) **Bk R Bl W Y Gr Pk O**
- Spinergy LX Wheels with FlexRim (12 spoke - black only) **AD13315**
- X Core Wheels (5 spoke) **AD13108**
- Spider Wheels **AD13100**
- Topolino Wheels **AD13350**
- Dino Wheels **AD13360** (Choose your spoke colour) **Bk R Bl Sv Go Gr Pk O LB Pu**
- BMX Wheels (std)

**25"**

- Spoked Wheels (std)
- Spinergy Day (18 spoke) **AD13300** (Choose your spoke colour) **Bk R Bl W Y**
- Spinergy LX (12 spoke) **AD13310** (Choose your spoke colour) **Bk R Bl W Y Gr Pk O**
- Spinergy LX Wheels with FlexRim (12 spoke - black only) **AD13315**
- X Core Wheels (3 spoke) **AD13200**
- Topolino Wheels **AD13350**
- Dino Wheels **AD13360** (Choose your spoke colour) **Bk R Bl Sv Go Gr Pk O LB Pu**
- BMX Wheels (std)

**26"**

- Spoked Wheels (std)
- Spinergy Day (18 spoke) **AD13300** (Choose your spoke colour) **Bk R Bl W Y**
- Spinergy LX (12 spoke) **AD13310**
- BMX Wheels (std)

 Spare Wheel(s) Type: \_\_\_\_\_

Tyres: \_\_\_\_\_ Pushrims: \_\_\_\_\_ Size: \_\_\_\_\_

**TYRES****24"**

- 24" x 1" HP Smooth (std)
- 24" x 1" HP Tread (std)
- 24" x 1" Solid (std)
- 24" x 1-3/8" Tread (std)
- 24" x 1-3/8" Solid (std)
- 24" x 1-3/8" Kenda HP Tread **AD13710**
- 24" x 1-3/8" Knobbly V-Trak **AD13715**
- 24" x 1" Kenda Ironcap Blue **AD13700**
- 24" x 1" Kenda Konstrictor **AD13720**
- 24" x 1" Schwalbe Right Run **AD13740**
- 24" x 1" Schwalbe Marathon Evo **AD13750**
- BMX Tread (std)

**25"**

- 25" x 1" HP Smooth (std)
- 25" x 1" Solid (std)
- 25" x 1" Kenda Ironcap Blue **AD13700**
- 25" x 1" Kenda Konstrictor **AD13720**
- 25" x 1" Schwalbe Right Run **AD13740**
- 25" x 1" Schwalbe Marathon Evo **AD13750**
- BMX Tread (std)

**26"**

- 26" x 1" HP Smooth (std)
- 26" x 1-3/8" Tread (std)
- 26" x 1" Solid (std)
- 26" x 1" Schwalbe Right Run **AD13740**
- 26" x 1" Schwalbe Marathon Evo **AD13750**
- BMX Tread (std)

**PUSHRIMS**

- Anodised (std)  Rubber coated (black) **AD13850**  Foam **AD13840**  Natural Fit Lite **AD13860**
- Anodised (1") **AD13855**  Rubber coated (1") **AD13857**  Spinergy FlexRim - see Wheels  Max Greppe **AD13870**
- Vinyl **AD13830**  Surge **AD13864**
- Vinyl (1") **AD13859**  Surge Lite **AD13864**  Capstan No. of projections: \_\_\_\_\_ Angle: \_\_\_\_\_ Length: \_\_\_\_\_

**PUSHRIMS - POSITION**

- Standard  In close
- Onto rim

**AXLES**

- Quick release axles (std)  Quad release **AD12500**

**SPOKE GUARDS**

- Clear polycarb **AD13900**  Black ABS **AD13901**


Name \_\_\_\_\_

### ATTENTION

**THIS IS A GUIDE TO COLOURS ONLY, how colours appear on your monitor or when printed out may vary.**

Talk to us if you want your Titanium frame coloured or polished. *Colour availability is subject to change without notice.*


#### STANDARD & ENABLE CLIENT COLOURS



#### GLASS COLOURS




#### CANDY COLOURS



#### CANDY COLOURS (SPECIAL)



#### FLUORESCENT COLOURS



Korimako 06.1.00 April 2019